

# COVID-19: summary for Okaloosa County

Data through Sep 28, 2020 verified as of Sep 29, 2020 at 09:25 AM

Data in this report are provisional and subject to change.

## Cases: people with positive PCR or antigen test result

**Total cases** 5,010

Florida residents 4,969

Non-Florida residents 41

### Type of case

PCR positive 4,838

Antigen positive 131

### Gender for Florida residents

Men 2,244

Women 2,680

Unknown 45

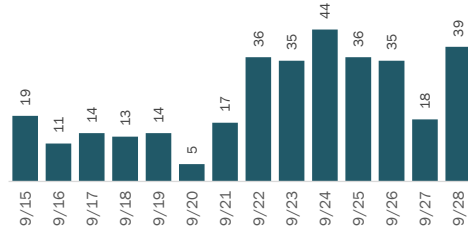
### Age for Florida residents

Range 0 - 103

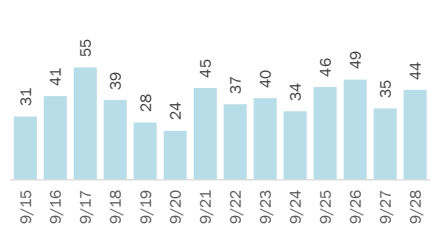
Median age 40

## Cases in Florida residents by date case confirmed

Cases



Median age



Race, ethnicity	Cases	Hospitalizations	Deaths
White	2,668 54%	194 66%	78 69%
Hispanic	352 7%	24 8%	2 2%
Non-Hispanic	2,181 44%	164 56%	63 56%
Unknown ethnicity	135 3%	6 2%	13 12%
Black	443 9%	46 16%	14 12%
Hispanic	10 0%	0 0%	0 0%
Non-Hispanic	407 8%	45 15%	13 12%
Unknown ethnicity	26 1%	1 0%	1 1%
Other	967 19%	40 14%	15 13%
Hispanic	242 5%	12 4%	7 6%
Non-Hispanic	647 13%	25 9%	6 5%
Unknown ethnicity	78 2%	3 1%	2 2%
Unknown race	891 18%	14 5%	6 5%
Hispanic	30 1%	3 1%	0 0%
Non-Hispanic	130 3%	2 1%	2 2%
Unknown ethnicity	731 15%	9 3%	4 4%
<b>Total</b>	<b>4,969</b>	<b>294</b>	<b>113</b>

## Outcomes for Florida residents

### Okaloosa

Hospitalizations	294	(6% of all cases)
Deaths	113	(2% of all cases)
New deaths	4	

### Statewide

Hospitalizations	43,855	(6% of all cases)
Deaths	14,143	(2% of all cases)
New deaths	106	

New deaths are those identified since last report.

## Cases in facility staff/residents

### Okaloosa

Long-term care	543	(11% of all cases)
Correctional	88	(2% of all cases)

### Statewide

Long-term care	46,659	(7% of all cases)
Correctional	22,791	(3% of all cases)

Age group	All cases	New cases (9/28)	Hospitalizations	Deaths
0-4 years	57 1%	0 0%	0 0%	0 0%
5-14 years	172 3%	2 5%	2 1%	0 0%
15-24 years	846 17%	6 15%	8 3%	0 0%
25-34 years	977 20%	4 10%	21 7%	4 4%
35-44 years	771 16%	9 23%	29 10%	1 1%
45-54 years	660 13%	4 10%	32 11%	6 5%
55-64 years	649 13%	5 13%	51 17%	12 11%
65-74 years	416 8%	8 21%	55 19%	13 12%
75-84 years	244 5%	1 3%	63 21%	34 30%
85+ years	169 3%	0 0%	33 11%	43 38%
Unknown	8 0%	0 0%	0 0%	0 0%
<b>Total</b>	<b>4,969</b>	<b>39</b>	<b>294</b>	<b>113</b>

**Hospitalization** counts include anyone who was hospitalized at some point during their illness. It does not reflect the number of people currently hospitalized.

**Other race** includes any person with a race of American Indian/Alaskan native, Asian, native Hawaiian/Pacific Islander, or other.

# COVID-19: summary for Okaloosa County

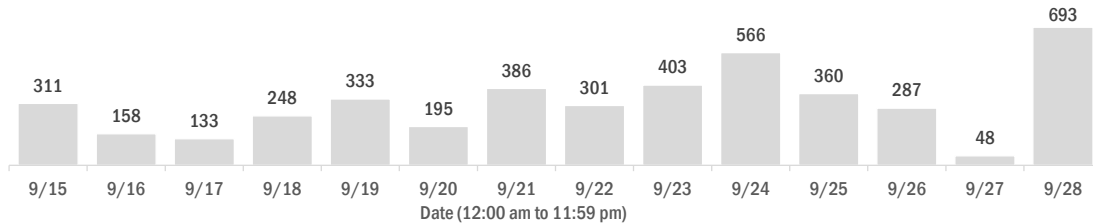
Data through Sep 28, 2020 verified as of Sep 29, 2020 at 09:25 AM

Data in this report are provisional and subject to change.

## Laboratory testing for Florida residents over the past 2 weeks

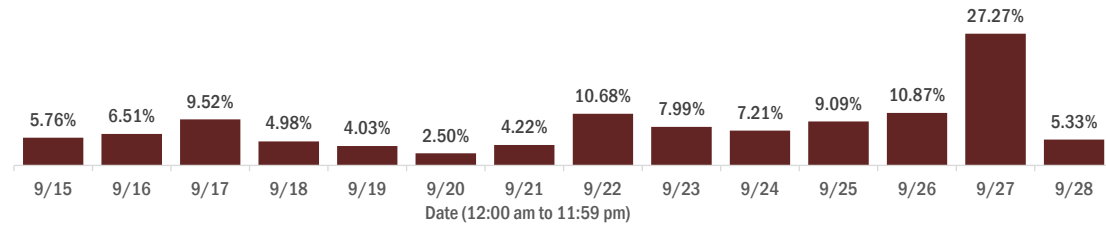
### Number of Florida residents who tested negative per day

These counts include the number of people for whom the Department received negative PCR or antigen laboratory results by day. People who tested negative on multiple days will be included once for each day they are tested. Negative results for persons who have previously tested positive are excluded.



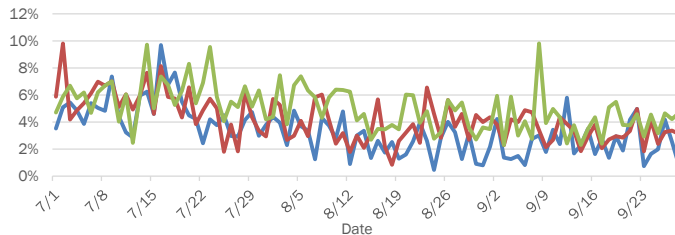
### Percent positivity for new cases in Florida residents

These counts include the number of Florida residents for whom the department received PCR or antigen laboratory results by day. This percent is the number of people who test positive for the first time divided by all the people tested that day, excluding people who have previously tested positive.

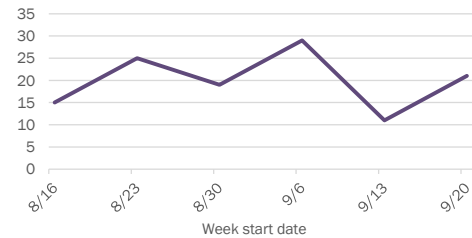


## Emergency department (ED) and freestanding ED (FSED) chief complaint and admission data for Okaloosa County

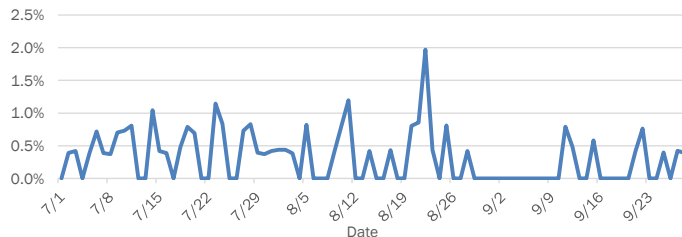
### Daily percent of ED visits mentioning cough, fever, or shortness of breath



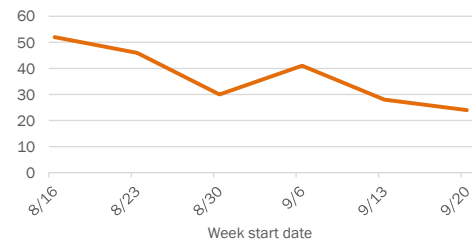
### Weekly count of ED and FSED visits for influenza-like illness



### Daily percent of ED visits resulting in cough-associated admissions



### Weekly count of ED and FSED visits for COVID-like illness



The Electronic Surveillance System for the Early Notification of Community-Based Epidemics (ESSENCE-FL) includes chief complaint data from 211 of 212 Florida EDs and 77 of 80 Florida FSEDs. Data are transmitted electronically to ESSENCE-FL daily or hourly.