

# COVID-19: summary for Okaloosa County

Data through Oct 1, 2020 verified as of Oct 2, 2020 at 09:25 AM

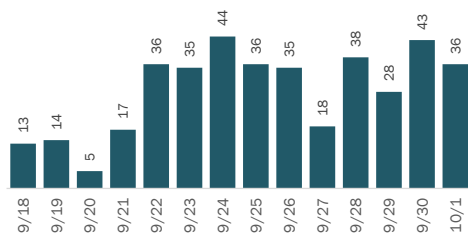
Data in this report are provisional and subject to change.

## Cases: people with positive PCR or antigen test result

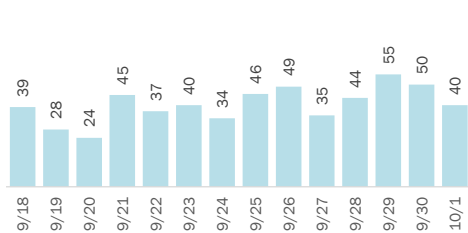
<b>Total cases</b>	<b>5,118</b>
Florida residents	5,075
Non-Florida residents	43
<b>Type of case</b>	
PCR positive	4,938
Antigen positive	137
<b>Gender for Florida residents</b>	
Men	2,313
Women	2,717
Unknown	45
<b>Age for Florida residents</b>	
Range	0 - 103
Median age	40

## Cases in Florida residents by date case confirmed

Cases



Median age



Race, ethnicity	Cases	Hospitalizations	Deaths
White	2,708	53%	199
Hispanic	353	7%	24
Non-Hispanic	2,221	44%	169
Unknown ethnicity	134	3%	6
Black	443	9%	47
Hispanic	10	0%	0
Non-Hispanic	407	8%	46
Unknown ethnicity	26	1%	1
Other	1,004	20%	40
Hispanic	244	5%	12
Non-Hispanic	687	14%	25
Unknown ethnicity	73	1%	3
Unknown race	920	18%	14
Hispanic	30	1%	3
Non-Hispanic	141	3%	2
Unknown ethnicity	749	15%	9
<b>Total</b>	<b>5,075</b>	<b>300</b>	<b>116</b>

## Outcomes for Florida residents

<b>Okaloosa</b>		
Hospitalizations	300	(6% of all cases)
Deaths	116	(2% of all cases)
New deaths	0	

## Statewide

Hospitalizations	44,489	(6% of all cases)
Deaths	14,554	(2% of all cases)
New deaths	148	

New deaths are those reported on Oct 01

## Cases in facility staff/residents

<b>Okaloosa</b>		
Long-term care	544	(11% of all cases)
Correctional	90	(2% of all cases)

## Statewide

Long-term care	47,198	(7% of all cases)
Correctional	23,109	(3% of all cases)

Age group	All cases	New cases (10/01)	Hospitalizations	Deaths
0-4 years	59	1%	0	0%
5-14 years	177	3%	1	0%
15-24 years	855	17%	3	0%
25-34 years	996	20%	8	3%
35-44 years	788	16%	10	1%
45-54 years	673	13%	4	5%
55-64 years	674	13%	7	10%
65-74 years	426	8%	3	12%
75-84 years	249	5%	0	30%
85+ years	171	3%	0	38%
Unknown	7	0%	0	0%
<b>Total</b>	<b>5,075</b>	<b>36</b>	<b>300</b>	<b>116</b>

**Hospitalization** counts include anyone who was hospitalized at some point during their illness. It does not reflect the number of people currently hospitalized.

**Other race** includes any person with a race of American Indian/Alaskan native, Asian, native Hawaiian/Pacific Islander, or other.

# COVID-19: summary for Okaloosa County

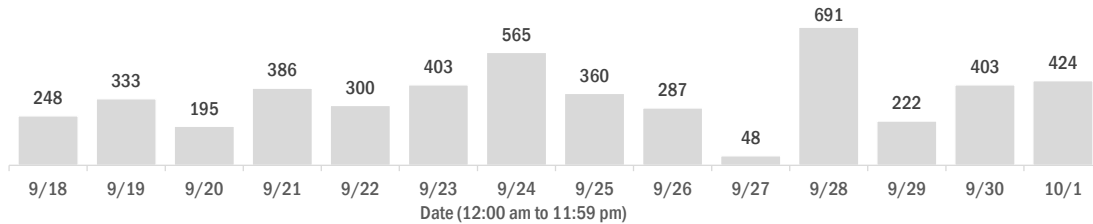
Data through Oct 1, 2020 verified as of Oct 2, 2020 at 09:25 AM

Data in this report are provisional and subject to change.

## Laboratory testing for Florida residents over the past 2 weeks

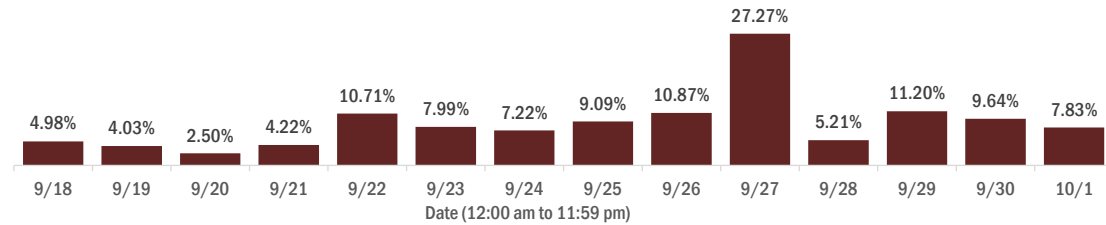
### Number of Florida residents who tested negative per day

These counts include the number of people for whom the Department received negative PCR or antigen laboratory results by day. People who tested negative on multiple days will be included once for each day they are tested. Negative results for persons who have previously tested positive are excluded.



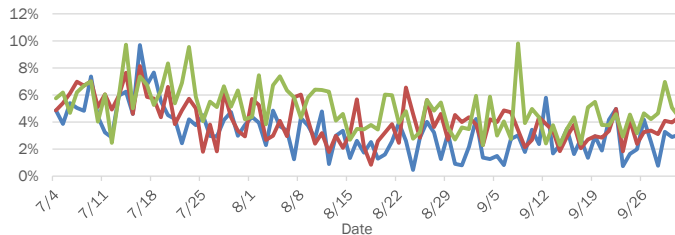
### Percent positivity for new cases in Florida residents

These counts include the number of Florida residents for whom the department received PCR or antigen laboratory results by day. This percent is the number of people who test positive for the first time divided by all the people tested that day, excluding people who have previously tested positive.

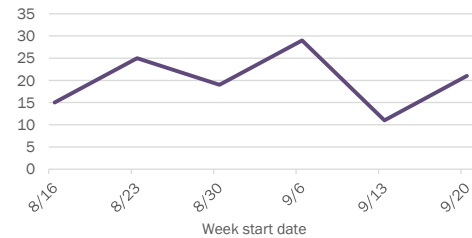


## Emergency department (ED) and freestanding ED (FSED) chief complaint and admission data for Okaloosa County

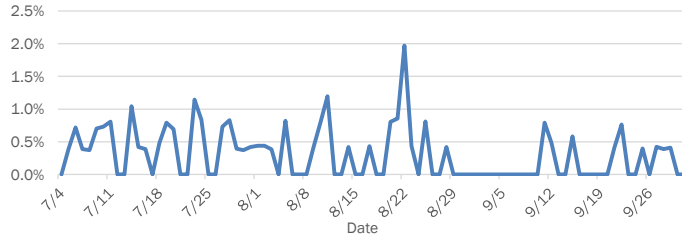
### Daily percent of ED visits mentioning cough, fever, or shortness of breath



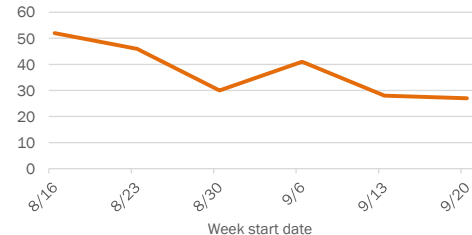
### Weekly count of ED and FSED visits for influenza-like illness



### Daily percent of ED visits resulting in cough-associated admissions



### Weekly count of ED and FSED visits for COVID-like illness



The Electronic Surveillance System for the Early Notification of Community-Based Epidemics (ESSENCE-FL) includes chief complaint data from 211 of 212 Florida EDs and 77 of 80 Florida FSEDs. Data are transmitted electronically to ESSENCE-FL daily or hourly.