

COVID-19: summary for Okaloosa County

Data through Oct 3, 2020 verified as of Oct 4, 2020 at 09:25 AM

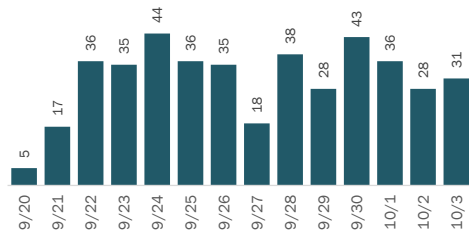
Data in this report are provisional and subject to change.

Cases: people with positive PCR or antigen test result

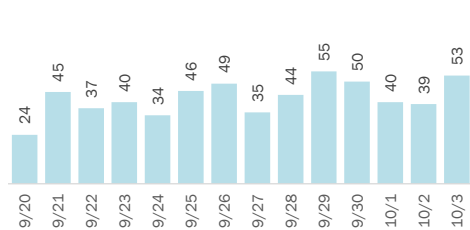
Total cases	5,176
Florida residents	5,134
Non-Florida residents	42
Type of case	
PCR positive	4,990
Antigen positive	144
Gender for Florida residents	
Men	2,335
Women	2,753
Unknown	46
Age for Florida residents	
Range	0 - 103
Median age	40

Cases in Florida residents by date case confirmed

Cases



Median age



Race, ethnicity	Cases	Hospitalizations	Deaths
White	2,737 53%	200 66%	83 70%
Hispanic	353 7%	24 8%	2 2%
Non-Hispanic	2,250 44%	170 56%	67 56%
Unknown ethnicity	134 3%	6 2%	14 12%
Black	446 9%	47 16%	14 12%
Hispanic	10 0%	0 0%	0 0%
Non-Hispanic	410 8%	46 15%	13 11%
Unknown ethnicity	26 1%	1 0%	1 1%
Other	1,025 20%	41 14%	16 13%
Hispanic	245 5%	12 4%	7 6%
Non-Hispanic	706 14%	26 9%	7 6%
Unknown ethnicity	74 1%	3 1%	2 2%
Unknown race	926 18%	14 5%	6 5%
Hispanic	30 1%	3 1%	0 0%
Non-Hispanic	144 3%	2 1%	2 2%
Unknown ethnicity	752 15%	9 3%	4 3%
Total	5,134	302	119

Outcomes for Florida residents

Okaloosa

Hospitalizations	302	(6% of all cases)
Deaths	119	(2% of all cases)
New deaths	0	

Statewide

Hospitalizations	44,709	(6% of all cases)
Deaths	14,671	(2% of all cases)
New deaths	47	

New deaths are those reported on Oct 3

Cases in facility staff/residents

Okaloosa

Long-term care	551	(11% of all cases)
Correctional	91	(2% of all cases)

Statewide

Long-term care	47,443	(7% of all cases)
Correctional	23,164	(3% of all cases)

Age group	All cases	New cases (10/03)	Hospitalizations	Deaths
0-4 years	59 1%	0 0%	0 0%	0 0%
5-14 years	179 3%	0 0%	2 1%	0 0%
15-24 years	861 17%	4 13%	8 3%	0 0%
25-34 years	1,006 20%	3 10%	21 7%	4 3%
35-44 years	800 16%	6 19%	29 10%	1 1%
45-54 years	678 13%	3 10%	34 11%	6 5%
55-64 years	683 13%	6 19%	53 18%	13 11%
65-74 years	437 9%	5 16%	56 19%	14 12%
75-84 years	253 5%	4 13%	65 22%	36 30%
85+ years	171 3%	0 0%	34 11%	45 38%
Unknown	7 0%	0 0%	0 0%	0 0%
Total	5,134	31	302	119

Hospitalization counts include anyone who was hospitalized at some point during their illness. It does not reflect the number of people currently hospitalized.

Other race includes any person with a race of American Indian/Alaskan native, Asian, native Hawaiian/Pacific Islander, or other.

COVID-19: summary for Okaloosa County

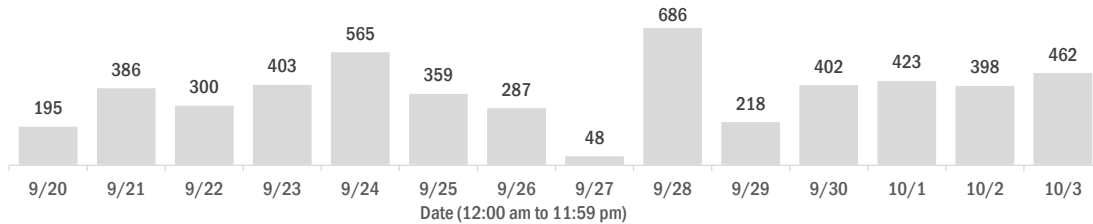
Data through Oct 3, 2020 verified as of Oct 4, 2020 at 09:25 AM

Data in this report are provisional and subject to change.

Laboratory testing for Florida residents over the past 2 weeks

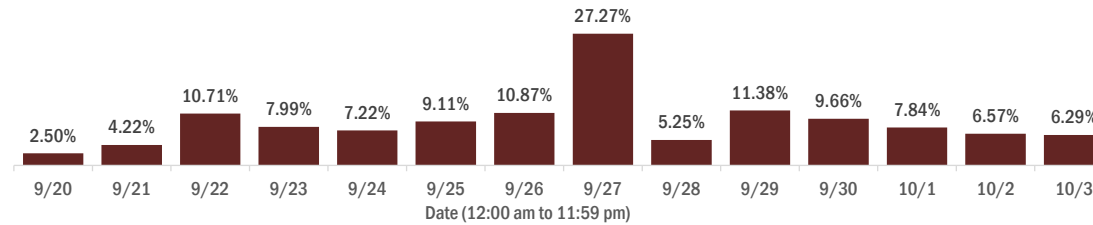
Number of Florida residents who tested negative per day

These counts include the number of people for whom the Department received negative PCR or antigen laboratory results by day. People who tested negative on multiple days will be included once for each day they are tested. Negative results for persons who have previously tested positive are excluded.



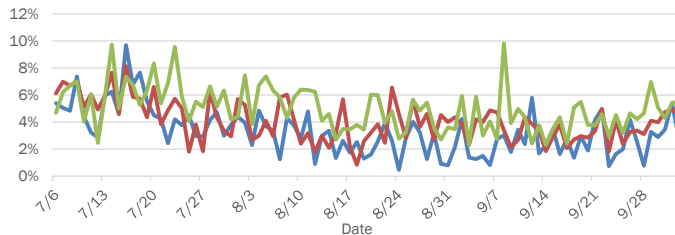
Percent positivity for new cases in Florida residents

These counts include the number of Florida residents for whom the department received PCR or antigen laboratory results by day. This percent is the number of people who test positive for the first time divided by all the people tested that day, excluding people who have previously tested positive.

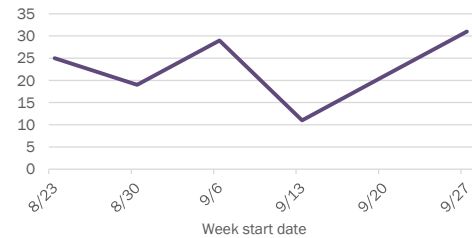


Emergency department (ED) and freestanding ED (FSED) chief complaint and admission data for Okaloosa County

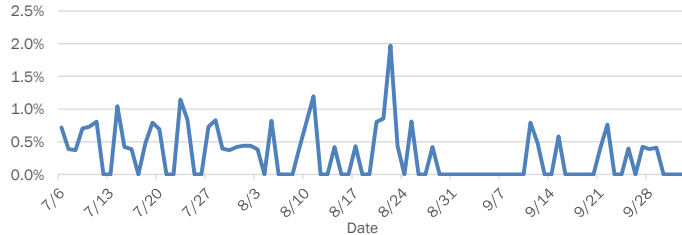
Daily percent of ED visits mentioning cough, fever, or shortness of breath



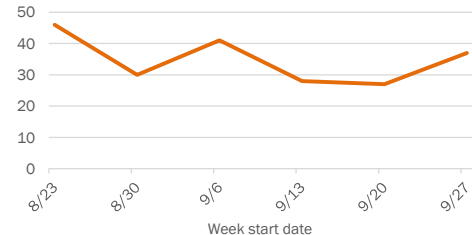
Weekly count of ED and FSED visits for influenza-like illness



Daily percent of ED visits resulting in cough-associated admissions



Weekly count of ED and FSED visits for COVID-like illness



The Electronic Surveillance System for the Early Notification of Community-Based Epidemics (ESSENCE-FL) includes chief complaint data from 211 of 212 Florida EDs and 77 of 80 Florida FSEDs. Data are transmitted electronically to ESSENCE-FL daily or hourly.