

# COVID-19: summary for Okaloosa County

Data through Oct 4, 2020 verified as of Oct 5, 2020 at 09:25 AM

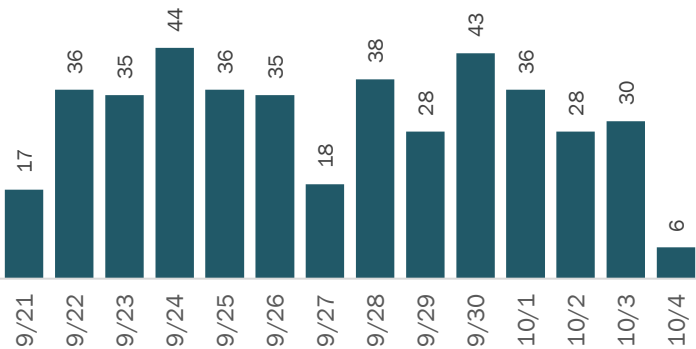
Data in this report are provisional and subject to change.

Cases: people with positive PCR or antigen test result

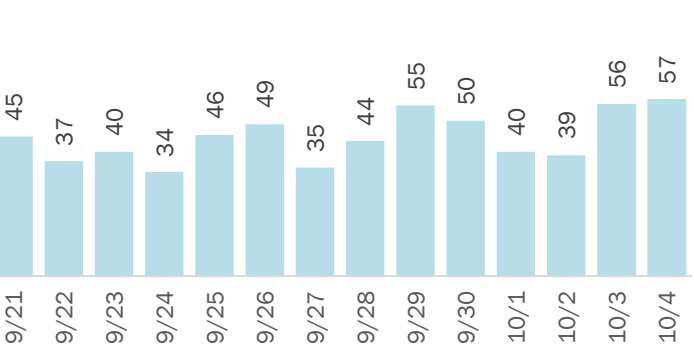
Total cases	5,181
Florida residents	5,139
Non-Florida residents	42
Type of case	
PCR positive	4,995
Antigen positive	144
Gender for Florida residents	
Men	2,337
Women	2,756
Unknown	46
Age for Florida residents	
Range	0 - 103
Median age	40

Cases in Florida residents by date case confirmed

Cases



Median age



Race, ethnicity	Cases	Hospitalizations	Deaths
White	2,737 53%	200 66%	84 72%
Hispanic	354 7%	24 8%	3 3%
Non-Hispanic	2,251 44%	172 57%	68 58%
Unknown ethnicity	132 3%	4 1%	13 11%
Black	445 9%	47 16%	14 12%
Hispanic	10 0%	0 0%	0 0%
Non-Hispanic	409 8%	46 15%	13 11%
Unknown ethnicity	26 1%	1 0%	1 1%
Other	1,027 20%	41 14%	13 11%
Hispanic	246 5%	12 4%	4 3%
Non-Hispanic	707 14%	26 9%	7 6%
Unknown ethnicity	74 1%	3 1%	2 2%
Unknown race	930 18%	14 5%	6 5%
Hispanic	30 1%	3 1%	0 0%
Non-Hispanic	145 3%	2 1%	2 2%
Unknown ethnicity	755 15%	9 3%	4 3%
Total	5,139	302	117

Outcomes for Florida residents

Okaloosa	
Hospitalizations	302 (6% of all cases)
Deaths	117 (2% of all cases)
New deaths	0

Statewide

Hospitalizations	44,775 (6% of all cases)
Deaths	14,712 (2% of all cases)
New deaths	57

New deaths are those reported on Oct 4

Cases in facility staff/residents

Okaloosa	
Long-term care	552 (11% of all cases)
Correctional	92 (2% of all cases)

Statewide

Long-term care	47,518 (7% of all cases)
Correctional	23,179 (3% of all cases)

Age group	All cases	New cases (10/04)	Hospitalizations	Deaths
0-4 years	59 1%	0 0%	0 0%	0 0%
5-14 years	179 3%	0 0%	2 1%	0 0%
15-24 years	861 17%	0 0%	8 3%	0 0%
25-34 years	1,006 20%	1 17%	21 7%	4 3%
35-44 years	800 16%	0 0%	29 10%	1 1%
45-54 years	680 13%	2 33%	34 11%	6 5%
55-64 years	685 13%	2 33%	53 18%	12 10%
65-74 years	438 9%	1 17%	56 19%	14 12%
75-84 years	253 5%	0 0%	65 22%	36 31%
85+ years	171 3%	0 0%	34 11%	44 38%
Unknown	7 0%	0 0%	0 0%	0 0%
Total	5,139	6	302	117

**Hospitalization** counts include anyone who was hospitalized at some point during their illness. It does not reflect the number of people currently hospitalized.

**Other race** includes any person with a race of American Indian/Alaskan native, Asian, native Hawaiian/Pacific Islander, or other.

# COVID-19: summary for Okaloosa County

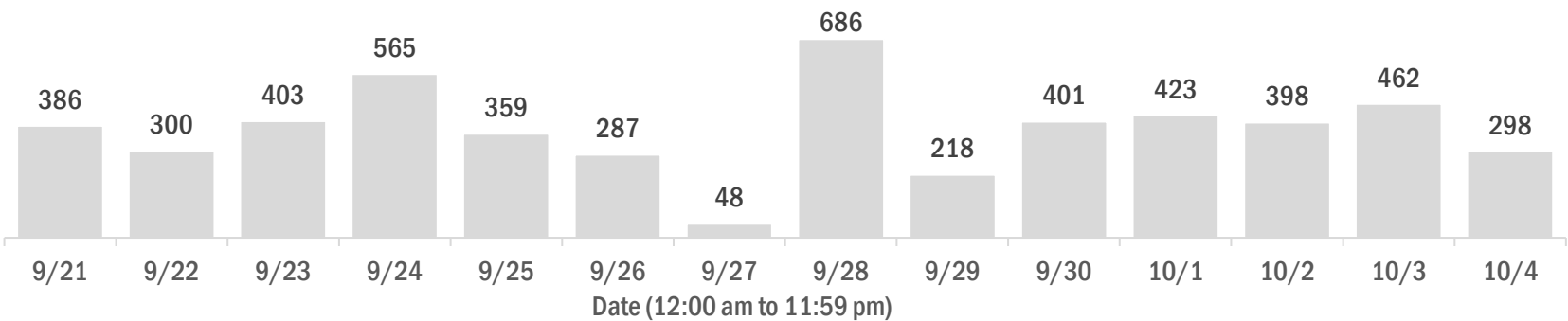
Data through Oct 4, 2020 verified as of Oct 5, 2020 at 09:25 AM

Data in this report are provisional and subject to change.

## Laboratory testing for Florida residents over the past 2 weeks

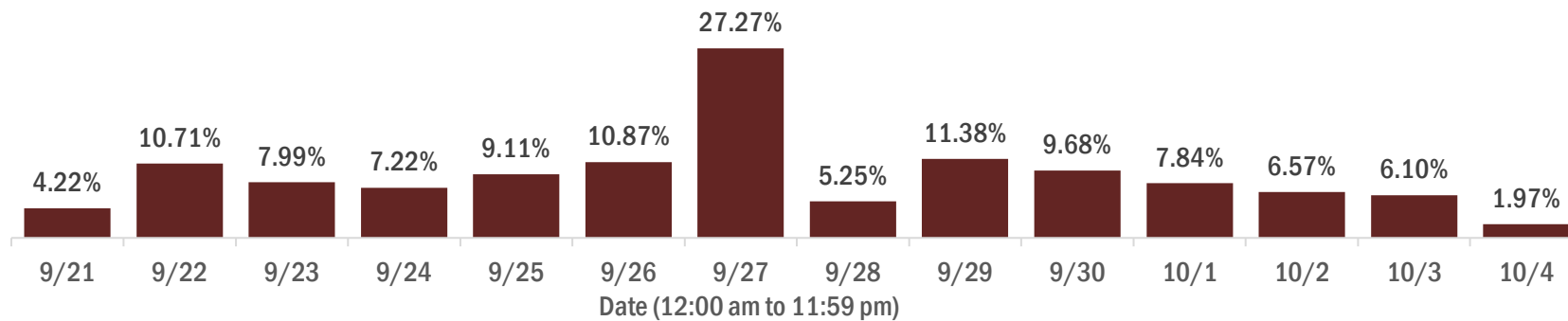
### Number of Florida residents who tested negative per day

These counts include the number of people for whom the Department received negative PCR or antigen laboratory results by day. People who tested negative on multiple days will be included once for each day they are tested. Negative results for persons who have previously tested positive are excluded.



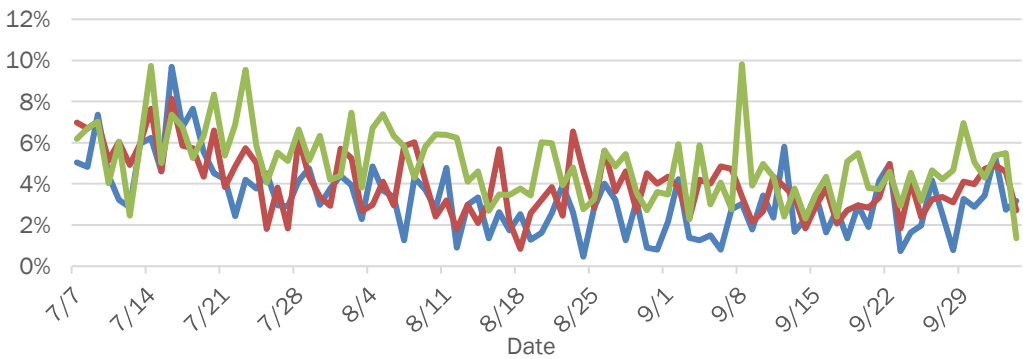
### Percent positivity for new cases in Florida residents

These counts include the number of Florida residents for whom the department received PCR or antigen laboratory results by day. This percent is the number of people who test positive for the first time divided by all the people tested that day, excluding people who have previously tested positive.

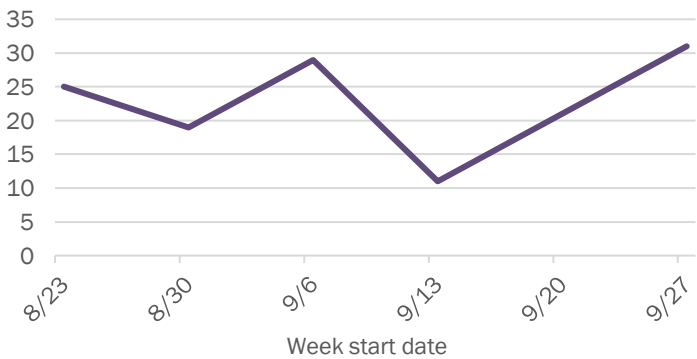


## Emergency department (ED) and freestanding ED (FSED) chief complaint and admission data for Okaloosa County

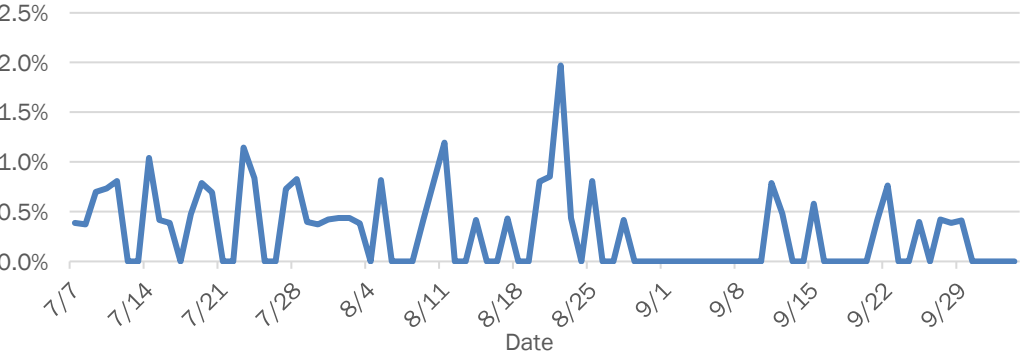
### Daily percent of ED visits mentioning cough, fever, or shortness of breath



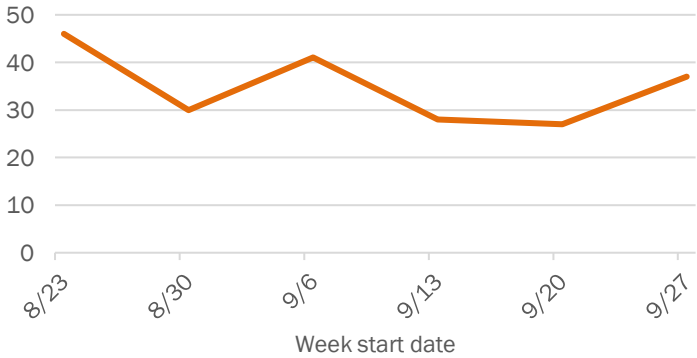
### Weekly count of ED and FSED visits for influenza-like illness



### Daily percent of ED visits resulting in cough-associated admissions



### Weekly count of ED and FSED visits for COVID-like illness



The Electronic Surveillance System for the Early Notification of Community-Based Epidemics (ESSENCE-FL) includes chief complaint data from 211 of 212 Florida EDs and 77 of 80 Florida FSEDs. Data are transmitted electronically to ESSENCE-FL daily or hourly.