

COVID-19: summary for Okaloosa County

Data through Oct 10, 2020 verified as of Oct 11, 2020 at 09:25 AM

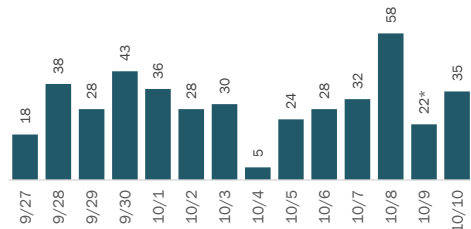
Data in this report are provisional and subject to change.

Cases: people with positive PCR or antigen test result

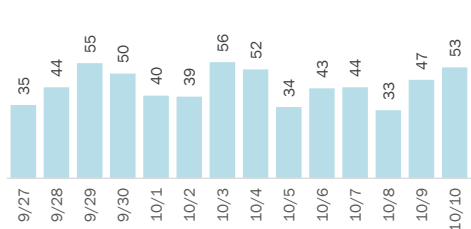
Total cases	5,380
Florida residents	5,337
Non-Florida residents	43
Type of case	
PCR positive	5,158
Antigen positive	179
Gender for Florida residents	
Men	2,423
Women	2,867
Unknown	47
Age for Florida residents	
Range	0 - 103
Median age	40

Cases in Florida residents by date case confirmed

Cases



Median age



Race, ethnicity	Cases	Hospitalizations	Deaths
White	2,855 53%	206 67%	87 71%
Hispanic	357 7%	24 8%	3 2%
Non-Hispanic	2,365 44%	178 58%	71 58%
Unknown ethnicity	133 2%	4 1%	13 11%
Black	455 9%	48 16%	14 11%
Hispanic	10 0%	0 0%	0 0%
Non-Hispanic	420 8%	47 15%	13 11%
Unknown ethnicity	25 0%	1 0%	1 1%
Other	1,045 20%	41 13%	15 12%
Hispanic	249 5%	12 4%	5 4%
Non-Hispanic	722 14%	26 8%	8 7%
Unknown ethnicity	74 1%	3 1%	2 2%
Unknown race	982 18%	14 5%	6 5%
Hispanic	32 1%	3 1%	0 0%
Non-Hispanic	160 3%	2 1%	2 2%
Unknown ethnicity	790 15%	9 3%	4 3%
Total	5,337	309	122

Outcomes for Florida residents

Okaloosa		
Hospitalizations	309	(6% of all cases)
Deaths	122	(2% of all cases)

Statewide

Hospitalizations	45,924	(6% of all cases)
Deaths	15,364	(2% of all cases)

Cases in facility staff/residents

Okaloosa		
Long-term care	556	(10% of all cases)
Correctional	94	(2% of all cases)

Statewide

Long-term care	48,402	(7% of all cases)
Correctional	23,443	(3% of all cases)

Age group	All cases	New cases (10/10)	Hospitalizations	Deaths
0-4 years	61 1%	0 0%	0 0%	0 0%
5-14 years	196 4%	3 9%	2 1%	0 0%
15-24 years	900 17%	5 14%	8 3%	0 0%
25-34 years	1,037 19%	4 11%	21 7%	4 3%
35-44 years	820 15%	3 9%	30 10%	1 1%
45-54 years	708 13%	4 11%	35 11%	6 5%
55-64 years	721 14%	8 23%	55 18%	13 11%
65-74 years	457 9%	6 17%	59 19%	17 14%
75-84 years	257 5%	1 3%	65 21%	36 30%
85+ years	173 3%	1 3%	34 11%	45 37%
Unknown	7 0%	0 0%	0 0%	0 0%
Total	5,337	35	309	122

Hospitalization counts include anyone who was hospitalized at some point during their illness. It does not reflect the number of people currently hospitalized.

Other race includes any person with a race of American Indian/Alaskan native, Asian, native Hawaiian/Pacific Islander, or other.

COVID-19: summary for Okaloosa County

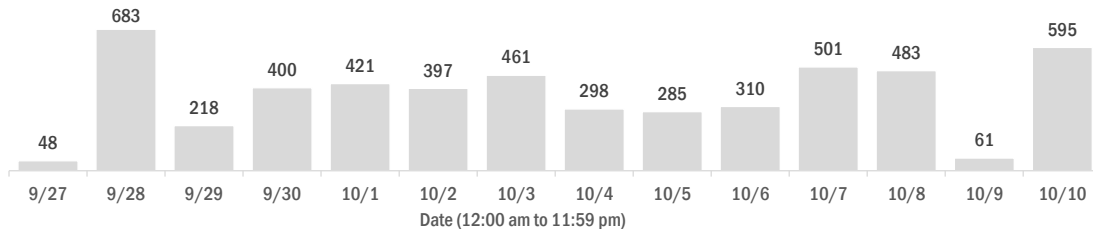
Data through Oct 10, 2020 verified as of Oct 11, 2020 at 09:25 AM

Data in this report are provisional and subject to change.

Laboratory testing for Florida residents over the past 2 weeks

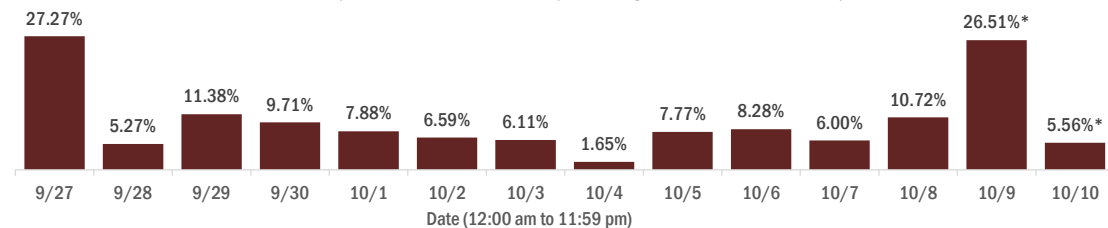
Number of Florida residents who tested negative per day

These counts include the number of people for whom the Department received negative PCR or antigen laboratory results by day. People who tested negative on multiple days will be included once for each day they are tested. Negative results for persons who have previously tested positive are excluded.



Percent positivity for new cases in Florida residents

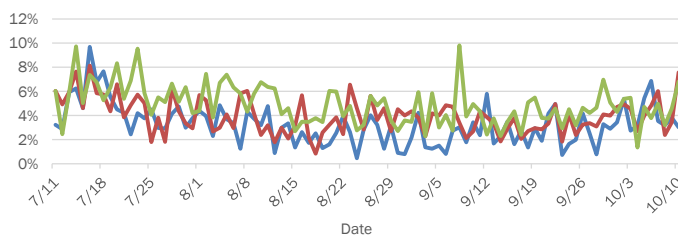
These counts include the number of Florida residents for whom the department received PCR or antigen laboratory results by day. This percent is the number of people who test positive for the first time divided by all the people tested that day, excluding people who have previously tested positive.



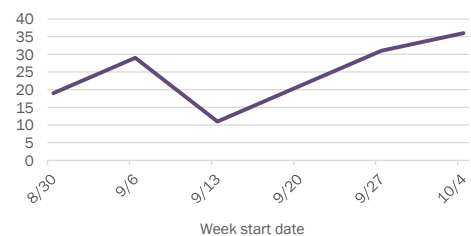
* A data dump of previously reported lab results prevented the reporting system from normal processing of lab results on Oct 9, causing an inaccurate representation of data for Oct 9 and 10. The most accurate way to interpret percent positivity for these 2 days is as a 2-day average, which was 7.99%

Emergency department (ED) and freestanding ED (FSED) chief complaint and admission data for Okaloosa County

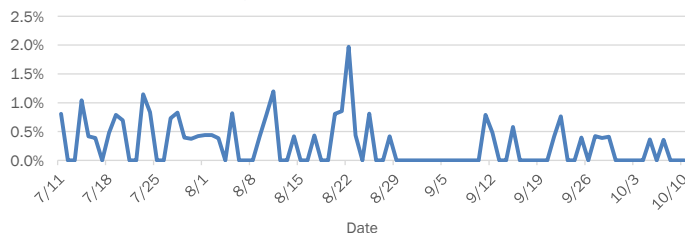
Daily percent of ED visits mentioning cough, fever, or shortness of breath



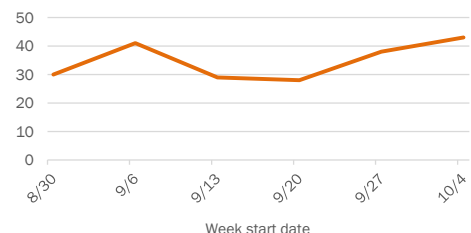
Weekly count of ED and FSED visits for influenza-like illness



Daily percent of ED visits resulting in cough-associated admissions



Weekly count of ED and FSED visits for COVID-like illness



The Electronic Surveillance System for the Early Notification of Community-Based Epidemics (ESSENCE-FL) includes chief complaint data from 211 of 211 Florida EDs and 86 of 88 Florida FSEDs. Data are transmitted electronically to ESSENCE-FL daily or hourly.