

COVID-19: summary for Okaloosa County

Data through Oct 15, 2020 verified as of Oct 16, 2020 at 09:25 AM

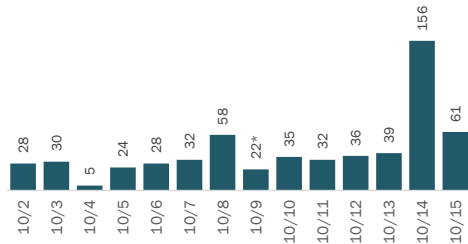
Data in this report are provisional and subject to change.

Cases: people with positive PCR or antigen test result

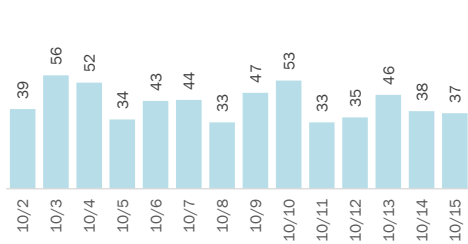
Total cases	5,706
Florida residents	5,660
Non-Florida residents	46
Type of case	
PCR positive	5,432
Antigen positive	228
Gender for Florida residents	
Men	2,562
Women	3,053
Unknown	45
Age for Florida residents	
Range	0 - 103
Median age	40

Cases in Florida residents by date case confirmed

Cases



Median age



Race, ethnicity	Cases	Hospitalizations	Deaths
White	2,925	52%	204
Hispanic	366	6%	23
Non-Hispanic	2,422	43%	177
Unknown ethnicity	137	2%	4
Black	465	8%	49
Hispanic	9	0%	0
Non-Hispanic	430	8%	48
Unknown ethnicity	26	0%	1
Other	1,233	22%	45
Hispanic	244	4%	11
Non-Hispanic	918	16%	32
Unknown ethnicity	71	1%	2
Unknown race	1,037	18%	14
Hispanic	33	1%	3
Non-Hispanic	182	3%	2
Unknown ethnicity	822	15%	9
Total	5,660	312	127

Outcomes for Florida residents

Okaloosa		
Hospitalizations	312	(6% of all cases)
Deaths	127	(2% of all cases)

Statewide

Hospitalizations	46,862	(6% of all cases)
Deaths	15,830	(2% of all cases)

Cases in facility staff/residents

Okaloosa		
Long-term care	569	(10% of all cases)
Correctional	95	(2% of all cases)

Statewide

Long-term care	49,150	(7% of all cases)
Correctional	23,645	(3% of all cases)

Age group	All cases	New cases (10/15)	Hospitalizations	Deaths
0-4 years	63	1	0	0
5-14 years	216	10	2	0
15-24 years	963	13	8	0
25-34 years	1,090	5	21	4
35-44 years	879	13	32	1
45-54 years	751	8	35	6
55-64 years	770	8	55	13
65-74 years	470	3	58	19
75-84 years	270	0	66	39
85+ years	179	0	35	45
Unknown	9	0	0	0
Total	5,660	61	312	127

Hospitalization counts include anyone who was hospitalized at some point during their illness. It does not reflect the number of people currently hospitalized.
Other race includes any person with a race of American Indian/Alaskan native, Asian, native Hawaiian/Pacific Islander, or other.

COVID-19: summary for Okaloosa County

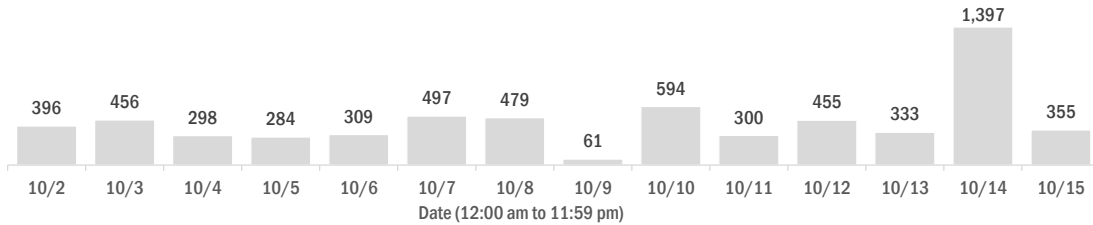
Data through Oct 15, 2020 verified as of Oct 16, 2020 at 09:25 AM

Data in this report are provisional and subject to change.

Laboratory testing for Florida residents over the past 2 weeks

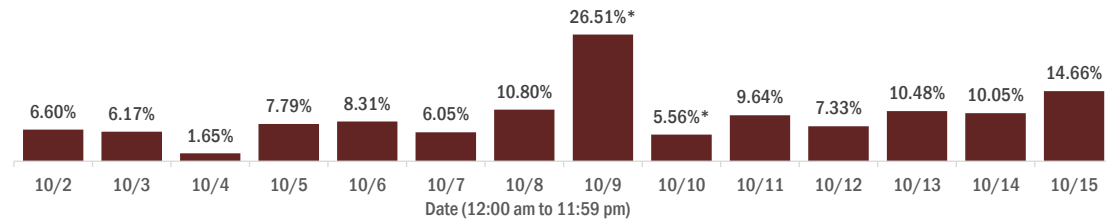
Number of Florida residents who tested negative per day

These counts include the number of people for whom the Department received negative PCR or antigen laboratory results by day. People who tested negative on multiple days will be included once for each day they are tested. Negative results for persons who have previously tested positive are excluded.



Percent positivity for new cases in Florida residents

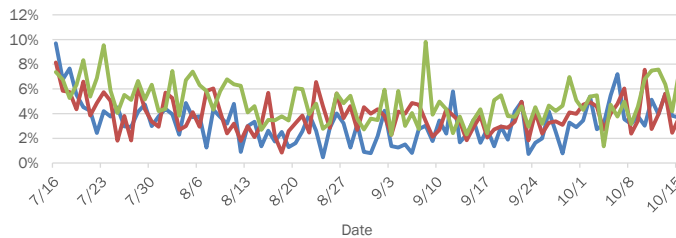
These counts include the number of Florida residents for whom the department received PCR or antigen laboratory results by day. This percent is the number of people who test positive for the first time divided by all the people tested that day, excluding people who have previously tested positive.



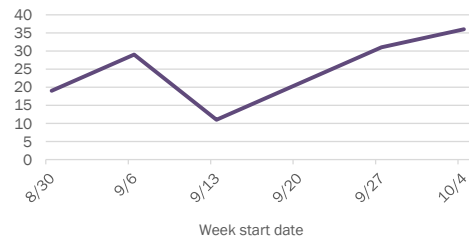
* A data dump of previously reported lab results prevented the reporting system from normal processing of lab results on Oct 9, causing an inaccurate representation of data for Oct 9 and 10. The most accurate way to interpret percent positivity for these 2 days is as a 2-day average, which was 8.01%

Emergency department (ED) and freestanding ED (FSED) chief complaint and admission data for Okaloosa County

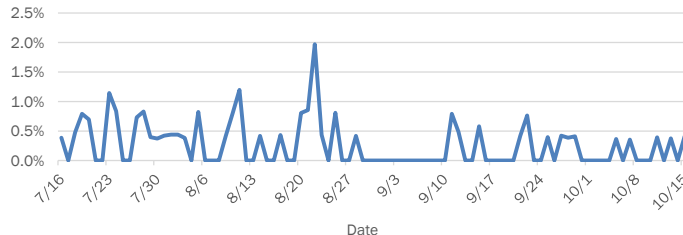
Daily percent of ED visits mentioning cough, fever, or shortness of breath



Weekly count of ED and FSED visits for influenza-like illness



Daily percent of ED visits resulting in cough-associated admissions



Weekly count of ED and FSED visits for COVID-like illness



The Electronic Surveillance System for the Early Notification of Community-Based Epidemics (ESSENCE-FL) includes chief complaint data from 211 of 211 Florida EDs and 86 of 88 Florida FSEDs. Data are transmitted electronically to ESSENCE-FL daily or hourly.