COVID-19: summary for Okaloosa County

Data through Oct 19, 2020 verified as of Oct 20, 2020 at 09:25 AM

Data in this report are provisional and subject to change.

Cases: people with positive PCR or antigen test result

Total cases	**5,860**
Florida residents	5,813
Non-Florida residents	47
Type of case	
PCR positive	5,579
Antigen positive	234
Gender for Florida residents	
Men	2,640
Women	3,127
Unknown	46
Age for Florida residents	
Range	0 - 103
Median age	40

Cases in Florida residents by date case confirmed

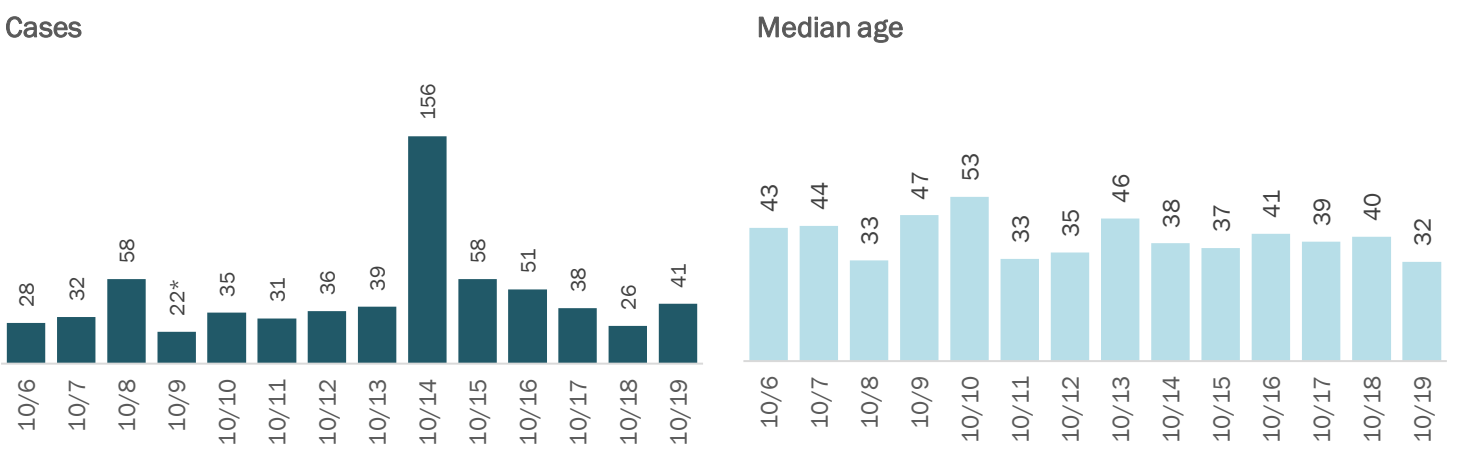

Race, ethnicity	Cases		Hospitalizations		Deaths	
White	3,007	52%	208	66%	91	71%
Hispanic	370	6%	24	8%	3	2%
Non-Hispanic	2,494	43%	180	57%	75	58%
Unknown ethnicity	143	2%	4	1%	13	10%
Black	471	8%	49	15%	14	11%
Hispanic	9	0%	0	0%	0	0%
Non-Hispanic	436	8%	48	15%	13	10%
Unknown ethnicity	26	0%	1	0%	1	1%
Other	1,240	21%	45	14%	18	14%
Hispanic	247	4%	11	3%	6	5%
Non-Hispanic	922	16%	32	10%	10	8%
Unknown ethnicity	71	1%	2	1%	2	2%
Unknown race	1,095	19%	15	5%	6	5%
Hispanic	35	1%	3	1%	0	0%
Non-Hispanic	192	3%	2	1%	2	2%
Unknown ethnicity	868	15%	10	3%	4	3%
Total	**5,813**		**317**		**129**	

Outcomes for Florida residents		
Okaloosa		
Hospitalizations	317	(5% of all cases)
Deaths	129	(2% of all cases)
Statewide		
Hospitalizations	47,352	(6% of all cases)
Deaths	16,105	(2% of all cases)

Cases in facility staff/residents		
Okaloosa		
Long-term care	569	(10% of all cases)
Correctional	95	(2% of all cases)
Statewide		
Long-term care	49,564	(7% of all cases)
Correctional	23,714	(3% of all cases)

Age group	All cases		New cases (10/19)		Hospitalizations		Deaths	
0-4 years	63	1%	0	0%	0	0%	0	0%
5-14 years	235	4%	7	17%	2	1%	0	0%
15-24 years	992	17%	8	20%	8	3%	0	0%
25-34 years	1,111	19%	7	17%	21	7%	4	3%
35-44 years	901	15%	5	12%	33	10%	1	1%
45-54 years	766	13%	5	12%	35	11%	6	5%
55-64 years	801	14%	4	10%	57	18%	13	10%
65-74 years	481	8%	3	7%	58	18%	19	15%
75-84 years	276	5%	2	5%	68	21%	39	30%
85+ years	179	3%	0	0%	35	11%	47	36%
Unknown	8	0%	0	0%	0	0%	0	0%
Total	**5,813**		**41**		**317**		**129**	

Hospitalization counts include anyone who was hospitalized at some point during their illness. It does not reflect the number of people currently hospitalized.
Other race includes any person with a race of American Indian/Alaskan native, Asian, native Hawaiian/Pacific Islander, or other.

COVID-19: summary for Okaloosa County

Data through Oct 19, 2020 verified as of Oct 20, 2020 at 09:25 AM

Data in this report are provisional and subject to change.

Laboratory testing for Florida residents over the past 2 weeks

Number of Florida residents who tested negative per day

These counts include the number of people for whom the Department received negative PCR or antigen laboratory results by day. People who tested negative on multiple days will be included once for each day they are tested. Negative results for persons who have previously tested positive are excluded.

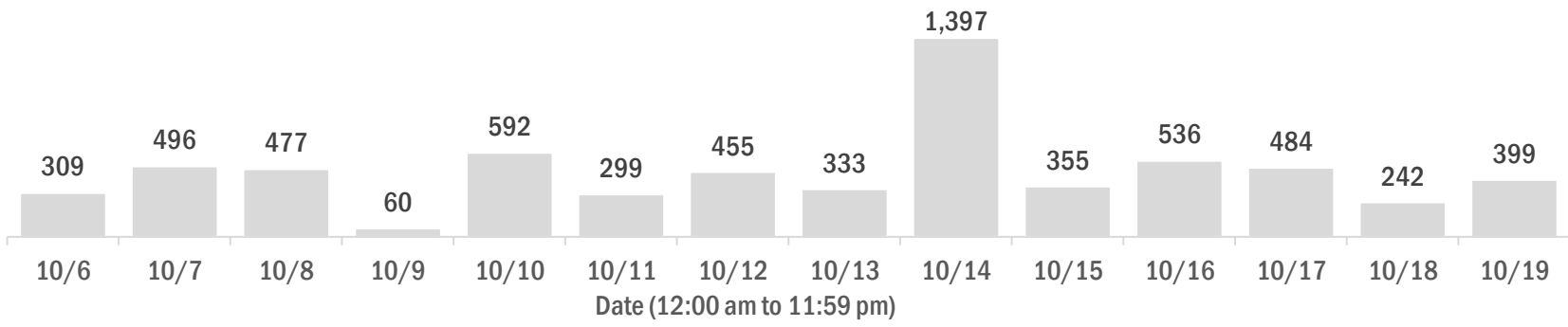

Percent positivity for new cases in Florida residents

These counts include the number of Florida residents for whom the department received PCR or antigen laboratory results by day. This percent is the number of people who test positive for the first time divided by all the people tested that day, excluding people who have previously tested positive.

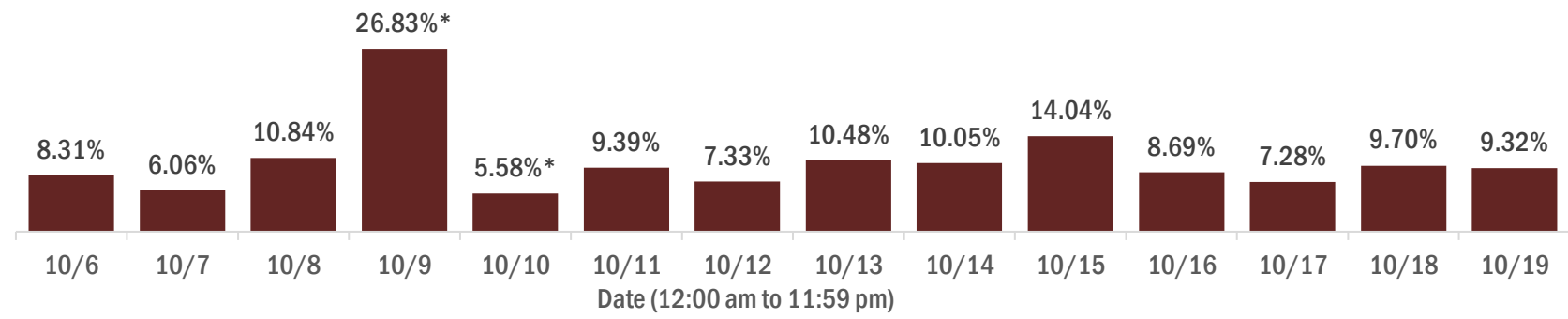

* A data dump of previously reported lab results prevented the reporting system from normal processing of lab results on Oct 9, causing an inaccurate representation of data for Oct 9 and 10. The most accurate way to interpret percent positivity for these 2 days is as a 2-day average, which was 8.04%

Emergency department (ED) and freestanding ED (FSED) chief complaint and admission data for Okaloosa County

Daily percent of ED visits mentioning cough, fever, or shortness of breath

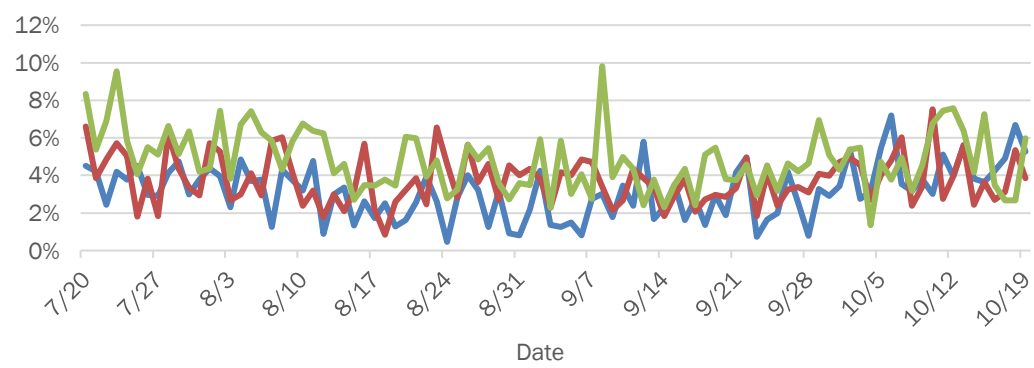

Weekly count of ED and FSED visits for influenza-like illness

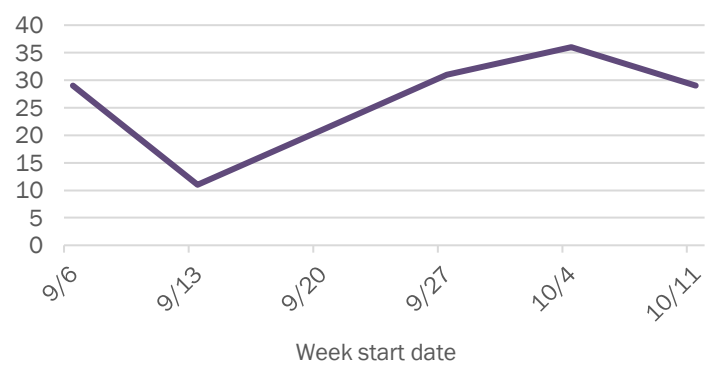

Daily percent of ED visits resulting in cough-associated admissions

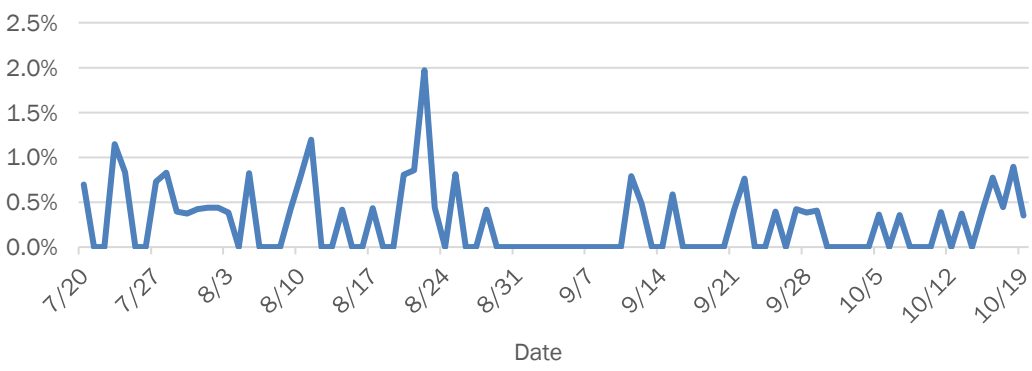

Weekly count of ED and FSED visits for COVID-like illness

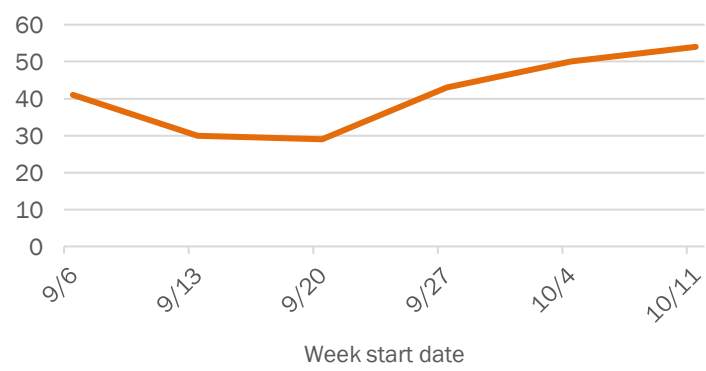

The Electronic Surveillance System for the Early Notification of Community-Based Epidemics (ESSENCE-FL) includes chief complaint data from 211 of 211 Florida EDs and 86 of 88 Florida FSEDs. Data are transmitted electronically to ESSENCE-FL daily or hourly.