COVID-19: summary for Okaloosa County

Data through Nov 7, 2020 verified as of Nov 8, 2020 at 09:25 AM

Data in this report are provisional and subject to change.

Cases: people with positive PCR or antigen test result	
Total cases	**7,062**
Florida residents	6,989
Non-Florida residents	73
Type of case	
PCR positive	6,460
Antigen positive	529
Gender for Florida residents	
Men	3,209
Women	3,727
Unknown	53
Age for Florida residents	
Range	0 - 103
Median age	40

Cases in Florida residents by date case confirmed

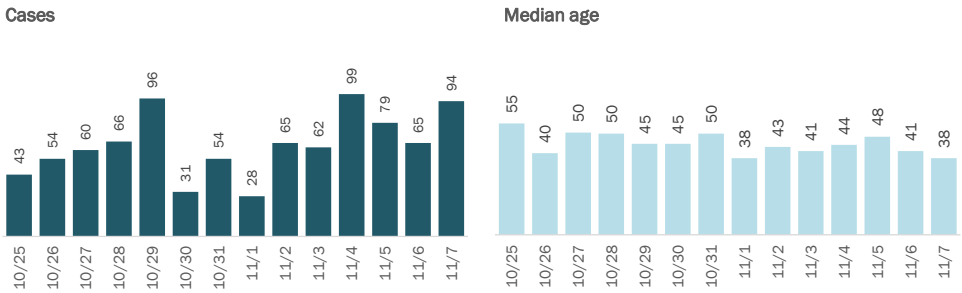

Race, ethnicity	Cases		Hospitalizations		Deaths	
White	3,528	50%	233	66%	94	68%
Hispanic	392	6%	26	7%	3	2%
Non-Hispanic	2,974	43%	203	57%	78	57%
Unknown ethnicity	162	2%	4	1%	13	9%
Black	566	8%	53	15%	14	10%
Hispanic	11	0%	0	0%	0	0%
Non-Hispanic	527	8%	52	15%	13	9%
Unknown ethnicity	28	0%	1	0%	1	1%
Other	1,380	20%	48	14%	21	15%
Hispanic	259	4%	11	3%	7	5%
Non-Hispanic	1,016	15%	35	10%	12	9%
Unknown ethnicity	105	2%	2	1%	2	1%
Unknown race	1,515	22%	21	6%	9	7%
Hispanic	44	1%	3	1%	0	0%
Non-Hispanic	253	4%	4	1%	3	2%
Unknown ethnicity	1,218	17%	14	4%	6	4%
Total	**6,989**		**355**		**138**	

Outcomes for Florida residents		
Okaloosa		
Hospitalizations	355	(5% of all cases)
Deaths	138	(2% of all cases)
Statewide		
Hospitalizations	50,489	(6% of all cases)
Deaths	17,121	(2% of all cases)

Cases in facility staff/residents		
Okaloosa		
Long-term care	709	(10% of all cases)
Correctional	123	(2% of all cases)
Statewide		
Long-term care	52,248	(6% of all cases)
Correctional	25,000	(3% of all cases)

Age group	All cases		New cases (11/07)		Hospitalizations		Deaths	
0-4 years	79	1%	0	0%	0	0%	0	0%
5-14 years	315	5%	5	5%	3	1%	0	0%
15-24 years	1,134	16%	22	23%	9	3%	0	0%
25-34 years	1,299	19%	17	18%	23	6%	4	3%
35-44 years	1,070	15%	9	10%	33	9%	1	1%
45-54 years	935	13%	18	19%	45	13%	6	4%
55-64 years	997	14%	14	15%	65	18%	15	11%
65-74 years	596	9%	7	7%	67	19%	22	16%
75-84 years	336	5%	2	2%	73	21%	42	30%
85+ years	217	3%	0	0%	37	10%	48	35%
Unknown	11	0%	0	0%	0	0%	0	0%
Total	**6,989**		**94**		**355**		**138**	

Hospitalization counts include anyone who was hospitalized at some point during their illness. It does not reflect the number of people currently hospitalized.
Other race includes any person with a race of American Indian/Alaskan native, Asian, native Hawaiian/Pacific Islander, or other.

COVID-19: summary for Okaloosa County

Data through Nov 7, 2020 verified as of Nov 8, 2020 at 09:25 AM

Data in this report are provisional and subject to change.

Laboratory testing for Florida residents over the past 2 weeks

Number of Florida residents who tested negative per day

These counts include the number of people for whom the Department received negative PCR or antigen laboratory results by day. People who tested negative on multiple days will be included once for each day they are tested. Negative results for persons who have previously tested positive are excluded.

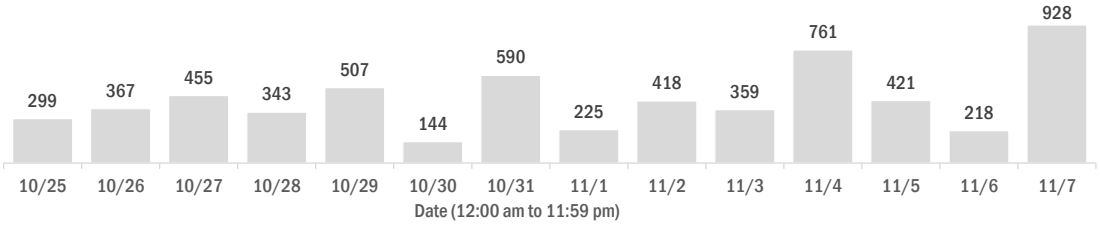

Percent positivity for new cases in Florida residents

These counts include the number of Florida residents for whom the department received PCR or antigen laboratory results by day. This percent is the number of people who test positive for the first time divided by all the people tested that day, excluding people who have previously tested positive.

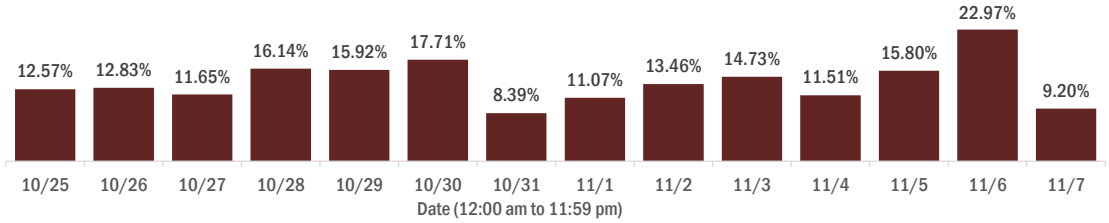

Emergency department (ED) and freestanding ED (FSED) chief complaint and admission data for Okaloosa County

Daily percent of ED visits mentioning cough, fever, or shortness of breath

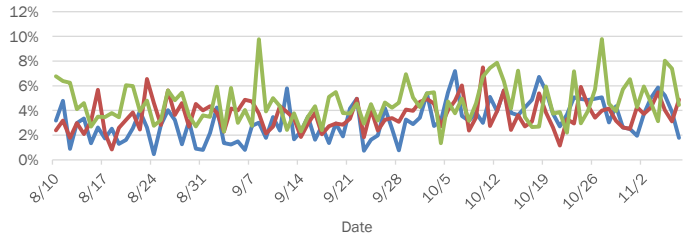

Weekly count of ED and FSED visits for influenza-like illness

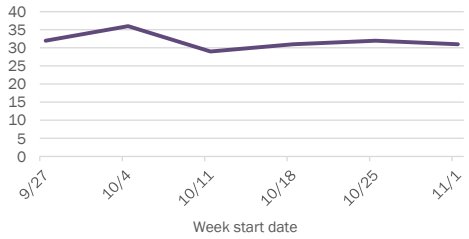

Daily percent of ED visits resulting in cough-associated admissions

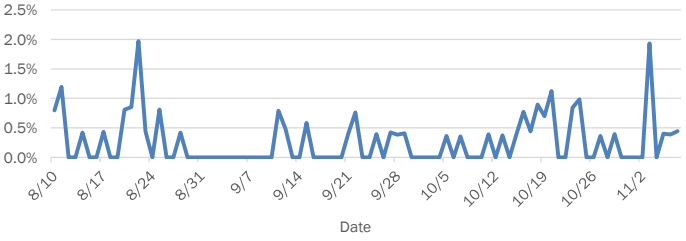

Weekly count of ED and FSED visits for COVID-like illness

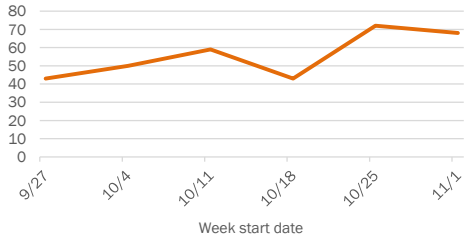

The Electronic Surveillance System for the Early Notification of Community-Based Epidemics (ESSENCE-FL) includes chief complaint data from 211 of 211 Florida EDs and 87 of 89 Florida FSEDs. Data are transmitted electronically to ESSENCE-FL daily or hourly.