

COVID-19: summary for Okaloosa County

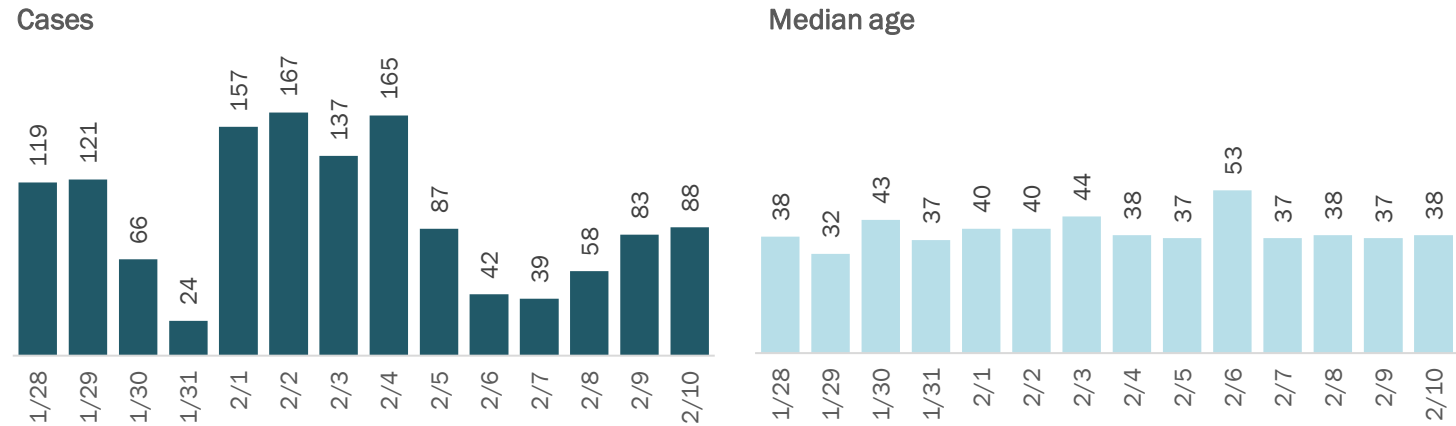
Data through Feb 10, 2021 verified as of Feb 11, 2021 at 09:25 AM

Data in this report are provisional and subject to change.

Cases: people with positive PCR or antigen test result

Total cases	17,757
Florida residents	17,572
Non-Florida residents	185
Type of case	
PCR positive	12,489
Antigen positive	5,083
Gender for Florida residents	
Men	8,098
Women	9,343
Unknown	131
Age for Florida residents	
Range	0 - 103
Median age	40

Cases in Florida residents by date case confirmed



Race, ethnicity	Cases	Hospitalizations	Deaths
White	10,136 58%	441 69%	203 67%
Hispanic	678 4%	33 5%	5 2%
Non-Hispanic	8,633 49%	401 63%	182 60%
Unknown ethnicity	825 5%	7 1%	16 5%
Black	1,393 8%	81 13%	23 8%
Hispanic	35 0%	0 0%	0 0%
Non-Hispanic	1,252 7%	78 12%	21 7%
Unknown ethnicity	106 1%	3 0%	2 1%
Other	2,324 13%	73 11%	44 15%
Hispanic	502 3%	14 2%	9 3%
Non-Hispanic	1,574 9%	52 8%	26 9%
Unknown ethnicity	248 1%	7 1%	9 3%
Unknown race	3,719 21%	44 7%	31 10%
Hispanic	160 1%	3 0%	0 0%
Non-Hispanic	566 3%	5 1%	7 2%
Unknown ethnicity	2,993 17%	36 6%	24 8%
Total	17,572	639	301

Outcomes for Florida residents

Okaloosa	
Hospitalizations	639 (4% of all cases)
Deaths	301 (2% of all cases)

Statewide

Hospitalizations	75,454 (4% of all cases)
Deaths	28,382 (2% of all cases)

Cases in facility staff/residents

Okaloosa	
Long-term care	1,191 (7% of all cases)
Correctional	338 (2% of all cases)

Statewide

Long-term care	79,072 (4% of all cases)
Correctional	30,242 (2% of all cases)

Age group	All cases	New cases (2/10)	Hospitalizations	Deaths
0-4 years	208 1%	1 1%	0 0%	0 0%
5-14 years	1,090 6%	13 15%	4 1%	0 0%
15-24 years	2,576 15%	11 13%	15 2%	0 0%
25-34 years	3,202 18%	16 18%	32 5%	4 1%
35-44 years	2,788 16%	16 18%	53 8%	4 1%
45-54 years	2,398 14%	8 9%	68 11%	13 4%
55-64 years	2,519 14%	14 16%	119 19%	28 9%
65-74 years	1,518 9%	4 5%	139 22%	61 20%
75-84 years	813 5%	4 5%	147 23%	87 29%
85+ years	428 2%	1 1%	62 10%	104 35%
Unknown	32 0%	0 0%	0 0%	0 0%
Total	17,572	88	639	301

Hospitalization counts include anyone who was hospitalized at some point during their illness. It does not reflect the number of people currently hospitalized.

Other race includes any person with a race of American Indian/Alaskan native, Asian, native Hawaiian/Pacific Islander, or other.

COVID-19: summary for Okaloosa County

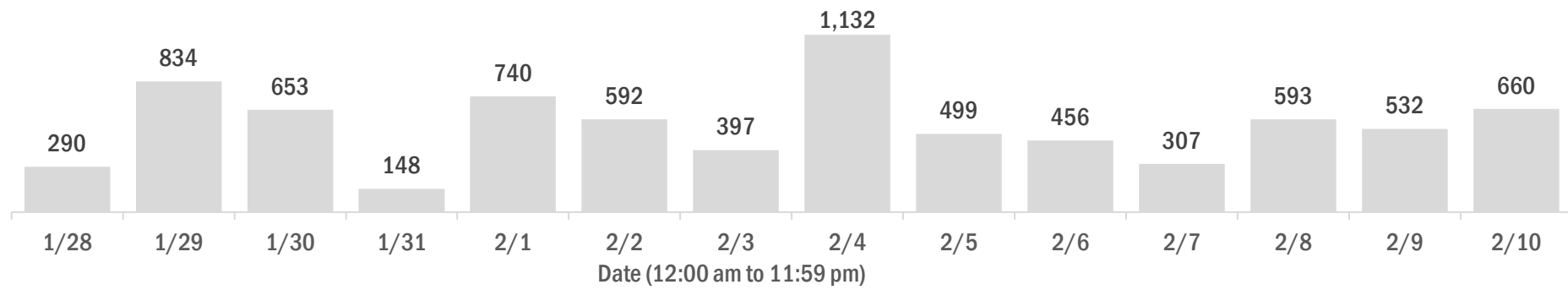
Data through Feb 10, 2021 verified as of Feb 11, 2021 at 09:25 AM

Data in this report are provisional and subject to change.

Laboratory testing for Florida residents over the past 2 weeks

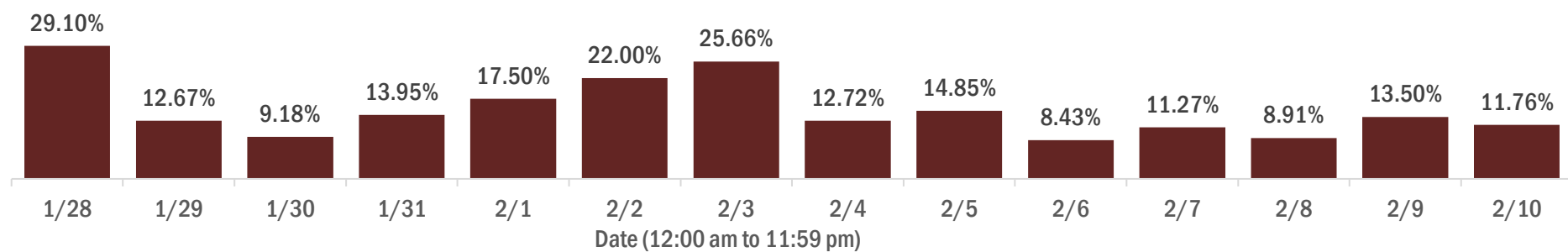
Number of Florida residents who tested negative per day

These counts include the number of people for whom the Department received negative PCR or antigen laboratory results by day. People who tested negative on multiple days will be included once for each day they are tested. Negative results for persons who have previously tested positive are excluded.

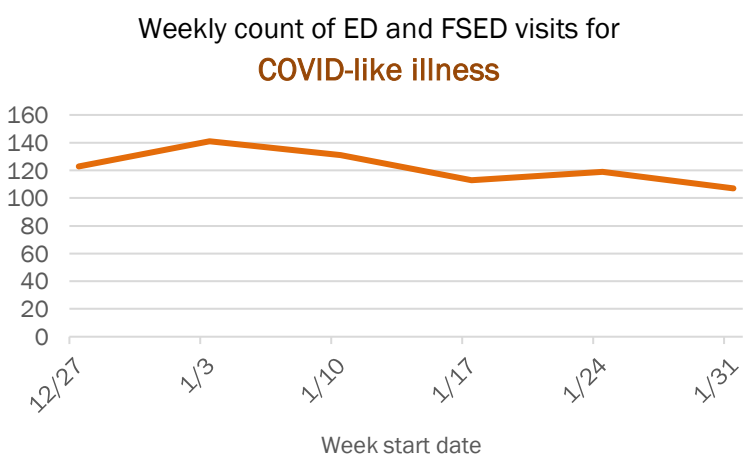
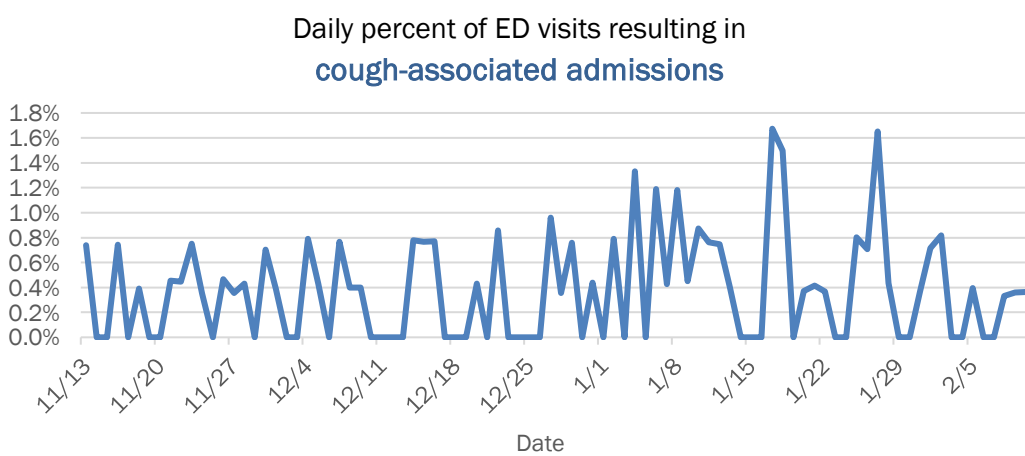
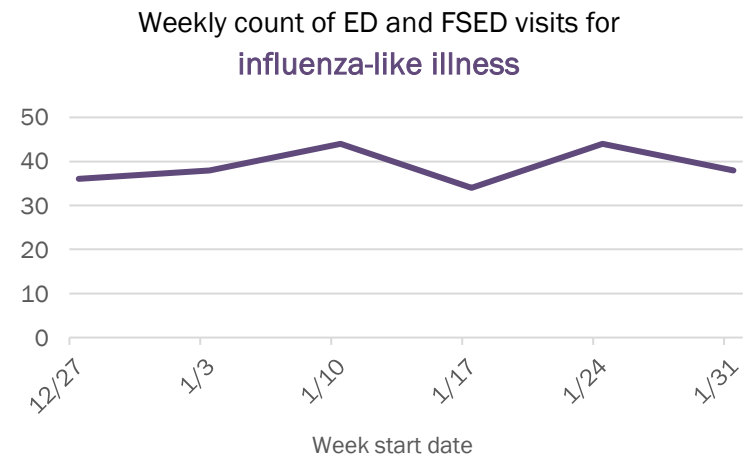
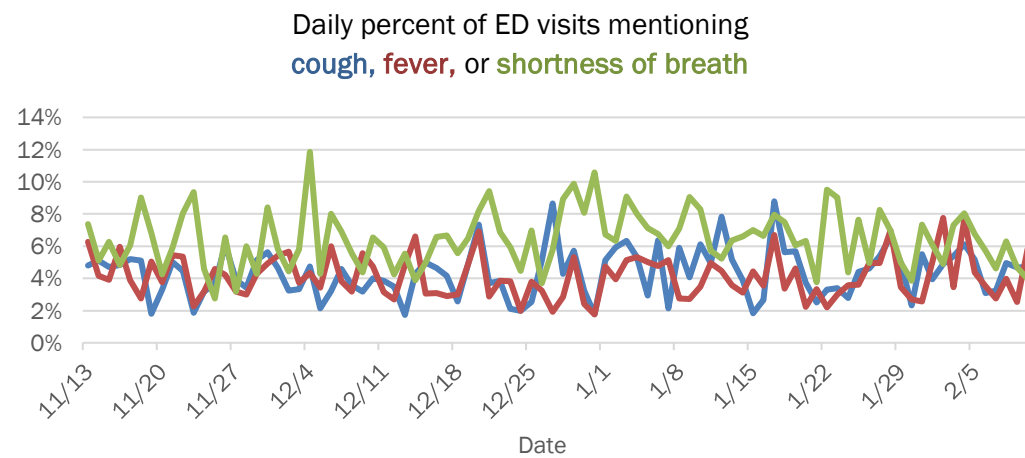


Percent positivity for new cases in Florida residents

These counts include the number of Florida residents for whom the department received PCR or antigen laboratory results by day. This percent is the number of people who test positive for the first time divided by all the people tested that day, excluding people who have previously tested positive.



Emergency department (ED) and freestanding ED (FSED) chief complaint and admission data for Okaloosa County



The Electronic Surveillance System for the Early Notification of Community-Based Epidemics (ESSENCE-FL) includes chief complaint data from 211 of 211 Florida EDs and 88 of 89 Florida FSEDs. Data are transmitted electronically to ESSENCE-FL daily or hourly.