

COVID-19: summary for Okaloosa County

Data through Jan 30, 2021 verified as of Jan 31, 2021 at 09:25 AM

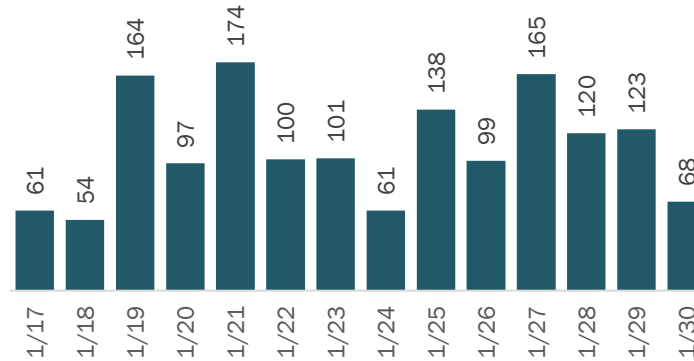
Data in this report are provisional and subject to change.

Cases: people with positive PCR or antigen test result

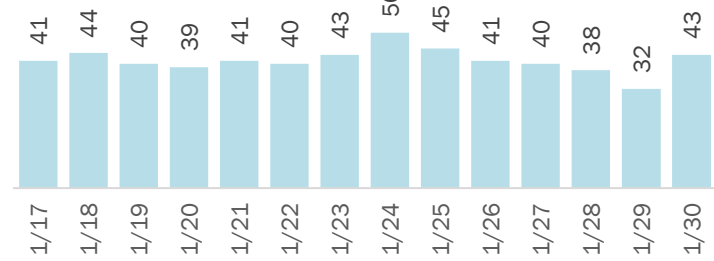
Total cases	16,707
Florida residents	16,525
Non-Florida residents	182
Type of case	
PCR positive	12,001
Antigen positive	4,524
Gender for Florida residents	
Men	7,640
Women	8,785
Unknown	100
Age for Florida residents	
Range	0 - 103
Median age	40

Cases in Florida residents by date case confirmed

Cases



Median age



Race, ethnicity	Cases	Hospitalizations	Deaths
White	9,449 57%	415 69%	191 67%
Hispanic	643 4%	32 5%	5 2%
Non-Hispanic	8,060 49%	377 62%	170 59%
Unknown ethnicity	746 5%	6 1%	16 6%
Black	1,305 8%	79 13%	22 8%
Hispanic	31 0%	0 0%	0 0%
Non-Hispanic	1,179 7%	75 12%	21 7%
Unknown ethnicity	95 1%	4 1%	1 0%
Other	2,219 13%	70 12%	44 15%
Hispanic	475 3%	14 2%	9 3%
Non-Hispanic	1,510 9%	51 8%	26 9%
Unknown ethnicity	234 1%	5 1%	9 3%
Unknown race	3,552 21%	41 7%	29 10%
Hispanic	148 1%	3 0%	0 0%
Non-Hispanic	557 3%	5 1%	7 2%
Unknown ethnicity	2,847 17%	33 5%	22 8%
Total	16,525	605	286

Outcomes for Florida residents

Okaloosa	
Hospitalizations	605 (4% of all cases)
Deaths	286 (2% of all cases)

Statewide

Hospitalizations	72,294 (4% of all cases)
Deaths	26,479 (2% of all cases)

Cases in facility staff/residents

Okaloosa	
Long-term care	1,175 (7% of all cases)
Correctional	334 (2% of all cases)

Statewide

Long-term care	76,340 (5% of all cases)
Correctional	29,219 (2% of all cases)

Age group	All cases	New cases (1/30)	Hospitalizations	Deaths
0-4 years	199 1%	0 0%	0 0%	0 0%
5-14 years	979 6%	5 7%	3 0%	0 0%
15-24 years	2,425 15%	7 10%	14 2%	0 0%
25-34 years	3,034 18%	10 15%	32 5%	4 1%
35-44 years	2,624 16%	15 22%	51 8%	4 1%
45-54 years	2,250 14%	8 12%	66 11%	13 5%
55-64 years	2,381 14%	10 15%	114 19%	25 9%
65-74 years	1,412 9%	7 10%	131 22%	60 21%
75-84 years	772 5%	5 7%	136 22%	82 29%
85+ years	417 3%	1 1%	58 10%	98 34%
Unknown	32 0%	0 0%	0 0%	0 0%
Total	16,525	68	605	286

Hospitalization counts include anyone who was hospitalized at some point during their illness. It does not reflect the number of people currently hospitalized.

Other race includes any person with a race of American Indian/Alaskan native, Asian, native Hawaiian/Pacific Islander, or other.

COVID-19: summary for Okaloosa County

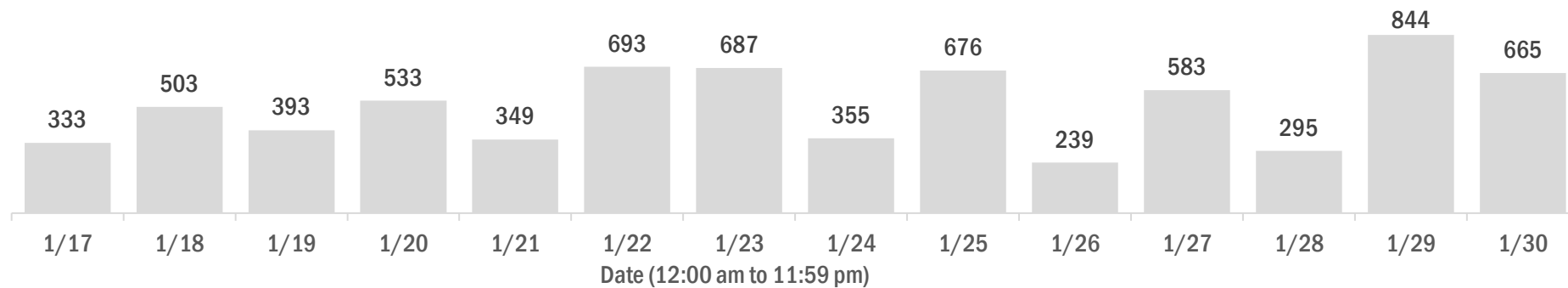
Data through Jan 30, 2021 verified as of Jan 31, 2021 at 09:25 AM

Data in this report are provisional and subject to change.

Laboratory testing for Florida residents over the past 2 weeks

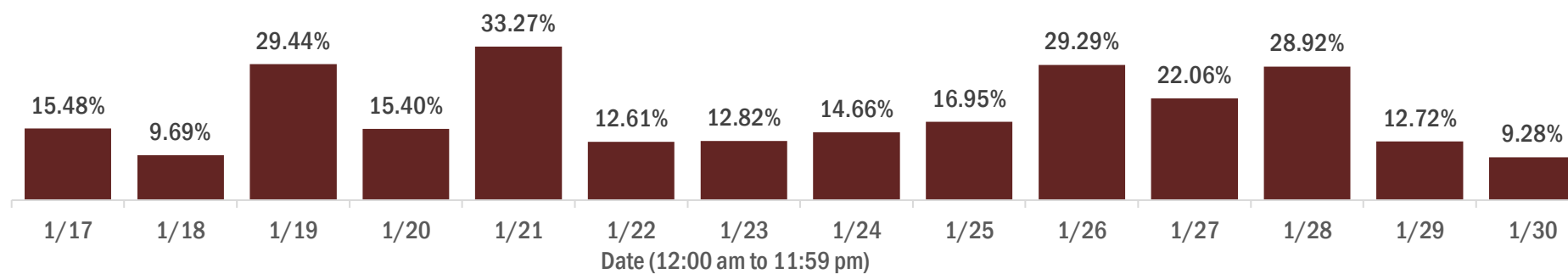
Number of Florida residents who tested negative per day

These counts include the number of people for whom the Department received negative PCR or antigen laboratory results by day. People who tested negative on multiple days will be included once for each day they are tested. Negative results for persons who have previously tested positive are excluded.



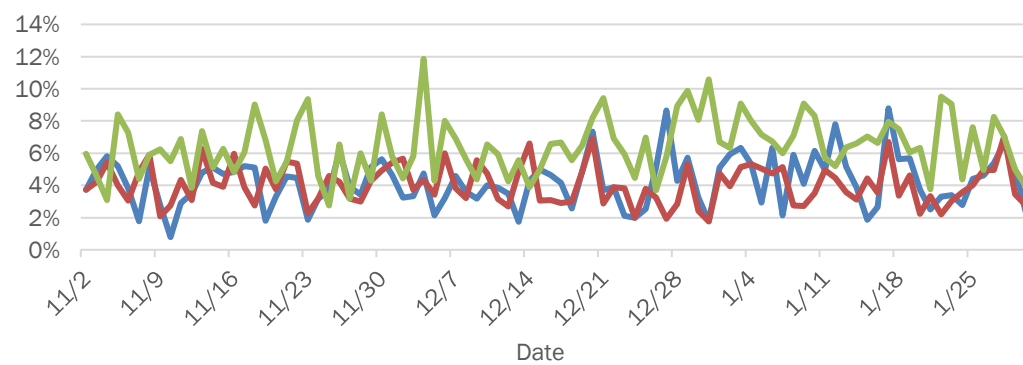
Percent positivity for new cases in Florida residents

These counts include the number of Florida residents for whom the department received PCR or antigen laboratory results by day. This percent is the number of people who test positive for the first time divided by all the people tested that day, excluding people who have previously tested positive.

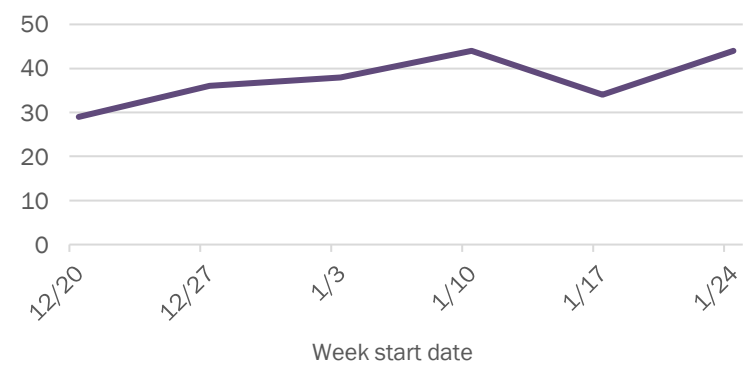


Emergency department (ED) and freestanding ED (FSED) chief complaint and admission data for Okaloosa County

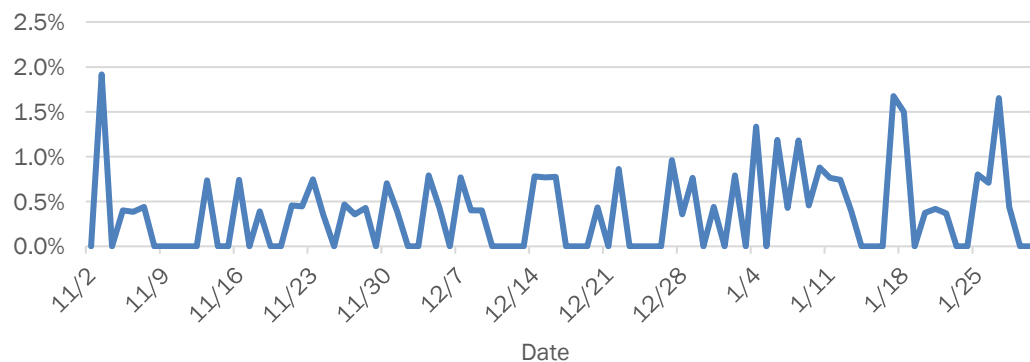
Daily percent of ED visits mentioning cough, fever, or shortness of breath



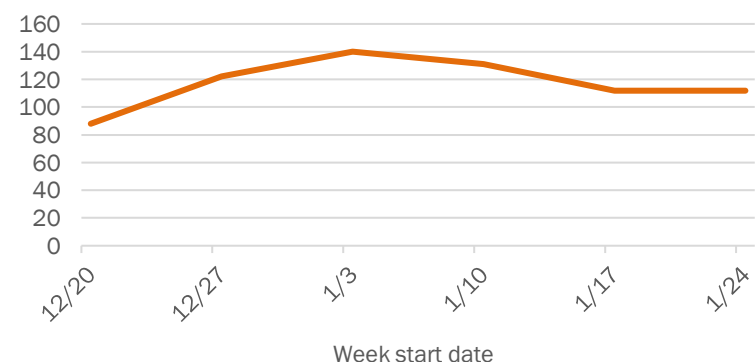
Weekly count of ED and FSED visits for influenza-like illness



Daily percent of ED visits resulting in cough-associated admissions



Weekly count of ED and FSED visits for COVID-like illness



The Electronic Surveillance System for the Early Notification of Community-Based Epidemics (ESSENCE-FL) includes chief complaint data from 211 of 211 Florida EDs and 88 of 89 Florida FSEDs. Data are transmitted electronically to ESSENCE-FL daily or hourly.